



ALAMEDA COUNTY PROBATION DEPARTMENT

P.O. Box 2059
1111 Jackson Street
Oakland, CA 94604-2059

WENDY STILL, MAS
Chief Probation Officer

Alameda County Probation Population Profile Q3 2020¹

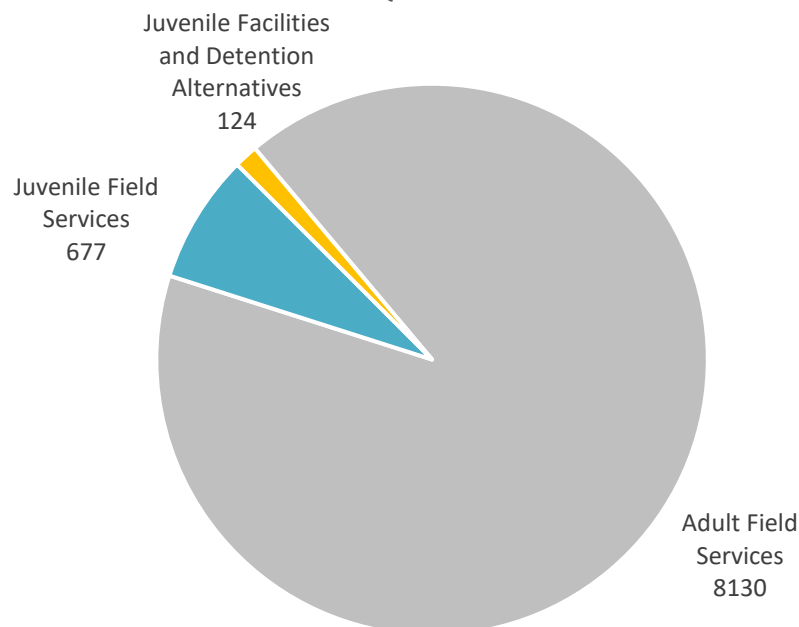
Purpose

The Alameda County Probation Department prepares and releases population-level data on the clients we serve in support of our Vision 2023 Strategic Plan Goal #4 to be a high-functioning, data-driven organization, as well as our commitment to transparency and information sharing. This data, updated quarterly, is summarized in this Population Profile, illustrating the current status of our agency and those we serve across the Department's three divisions: Adult Field Services, Juvenile Field Services, and Juvenile Facilities.

Overview

The Alameda County Probation Department plays a central role in maintaining and enhancing public safety and serving youth and families in the seventh most populous county in California and one of the most ethnically diverse regions in the United States. The Department is responsible for community supervision and case management and provides evidence-based preventative and rehabilitative services to 8,931 youth and adults referred or sentenced by the courts. Through strong partnerships with local organizations and agencies, the Department offers a range of risk reduction and transition services.

Alameda County Probation Population, Q3 2020¹



¹ Data in this report represent point-in-time population numbers as of September 30, 2020. Due to a conversion to a new case management system for Adult Field Services in January 2019, trend data for adult populations includes 2019 and 2020 only.

Adult Field Services

Overview. The Adult Field Services division provides supervision and specialized programming to 8,130 adults and works closely with community partners to deliver effective services. The division also conducts investigations, prepares presentence reports for the court, and provides specialized services to high-risk clients.

Adult Probationers by Quarter



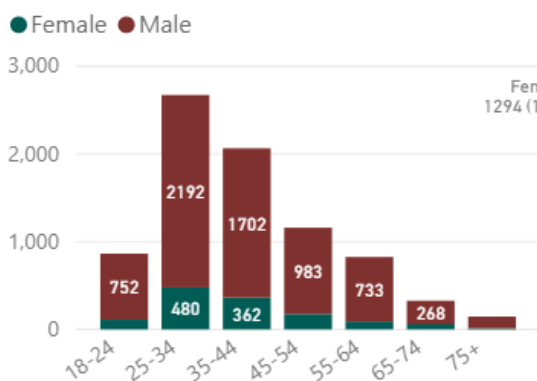
Adult Probationers by Supervision Type

Formal Probation - Felony	6863
Formal Probation - Misdemeanor	580
MS	30
PRCS	657
Total	8130

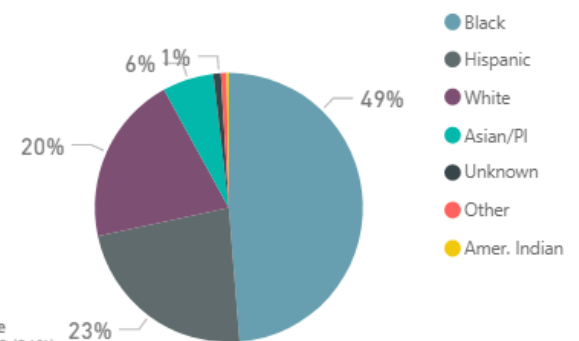
As illustrated in the chart above, a vast majority (84%) of adult probation clients are on Formal Probation for a felony offense². Although the number of adults supervised has declined since the passage of Assembly Bill 109 (AB109, the Public Safety Realignment Act of 2011), and Proposition 47 in 2014, today's probationers are typically persons convicted of more serious offenses with unique criminogenic needs. As a result, the Adult Field Services Division provides a robust system of evidence-based wraparound client services and a continuity of care that supports clients transitioning from a secure placement, detention, or correctional setting to their home community. Deputy Probation Officers work with clients to develop practical skills designed to counteract the triggers and conditions that initially contributed to their criminal activity.

Client Demographics. Of the 8,130 adult probation clients, most (84%) are men and a third are between the ages of 25 and 34 years of age (33%). Consistent with national community supervision trends, we serve a higher number of African American and Hispanic clients than those of other races (49% and 23%, respectively). Most adult clients reside in the City of Oakland (38%) with the second largest percentage residing in Hayward (10%).

Adult Probationers by Age and Gender



Adult Probationers by Race



² See Adult Field Services Data Dictionary (<https://data.acgov.org/>) for definitions of supervision categories.

Juvenile Field Services

Overview. The Juvenile Field Services Division offers rehabilitative services to 677 youth and young adults in five categories: Community Supervision, Intake and Investigations, Placement, Truancy, and Warrants³. Consistent with statewide and national attention on reducing youth confinement, the Department has made a concerted effort to reduce the number of youth in out-of-home placements, such as foster homes, group homes, and camps. As a result, the number of Alameda County youth placed out of their homes has decreased significantly over the last four years. At the same time, racial and ethnic disparities have also decreased, an outcome that is rarely achieved in justice reform efforts.⁴ In addition, as a direct result of recent statewide juvenile justice reform efforts such as AB 1296, there has been a steady overall decline in the number of juvenile supervision clients.

Juvenile Probationers by Quarter



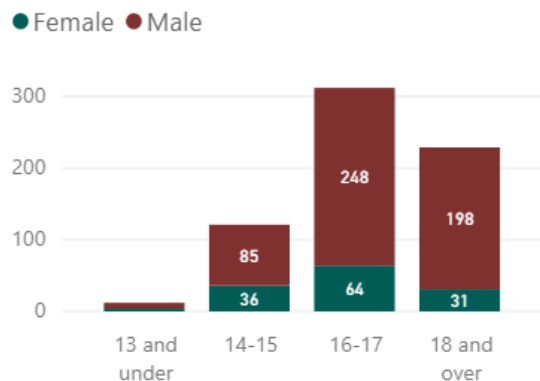
Juvenile Probationers by Supervision Type

Community Supervision	234
Intake/Investigation	248
Placement	66
Truancy	39
Warrants	90
Total	677

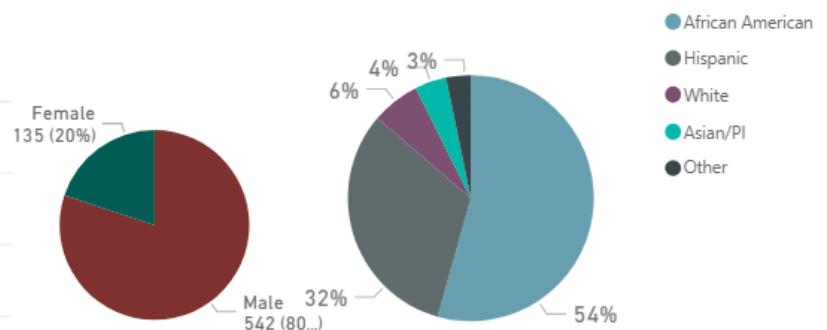
Thirty-seven percent of youth are in the Intake/Investigations process and not yet formally supervised, while the highest percentage of youth being supervised are on Community Supervision (35%). Deputy Probation Officers provide a continuum of services to these youth including education, medical and mental health support, employment, and substance abuse services to prevent their further involvement in the juvenile justice system. The Intake/Investigation caseload provides investigations of juvenile referrals and makes recommendations to the Juvenile Court that will have the most positive impact on the youth's long-term success. The Division also has programs, such as truancy and prevention services, which focus on diverting at-risk youth from entering the juvenile justice system.

Juvenile Client Demographics. Consistent with national trends, Juvenile Field Services supervises more young men (80%) than young women (20%) and a majority of clients served are African American (54%) or Hispanic (32%). However, unlike national trends, the racial disparity among youth in out of home placements has decreased. Most juvenile clients reside in Oakland (43%) or Hayward (14%).

Juvenile Probationers by Age and Gender



Juvenile Probationers by Race



Juvenile Facilities

³ See Juvenile Field Services Data Dictionary (<https://data.acgov.org/>) for definitions of supervision categories.

⁴ "Reducing Out of Home Placements in Alameda County." Impact Justice, April 2018. https://impactjustice.org/wp-content/uploads/alameda.placement.grid_.16apr2018.pdf

Overview. The Juvenile Facilities Division supervises 124 youth housed in Juvenile Hall or Camp Wilmont Sweeney or who are in the community under alternatives to detention.⁵ The Juvenile Hall is a 24-hour secure detention facility for youth awaiting adjudication or placement, in which youth receive various services, including academic programming, job training, medical care, and mental health services. Camp Sweeney houses adolescent males who are committed for longer stays and provides a program model that emphasizes social emotional learning and personal growth. The Juvenile Facilities Division also supervises youth in the community on the specialized caseloads of GPS (Global Positioning System) Monitoring and Home Supervision, which are both alternatives to detention that include contractual assurances and/or monitoring devices to ensure a youth understands and observes the specific conditions of their release.

Juveniles in Facilities & Detention Alternatives by Quarter



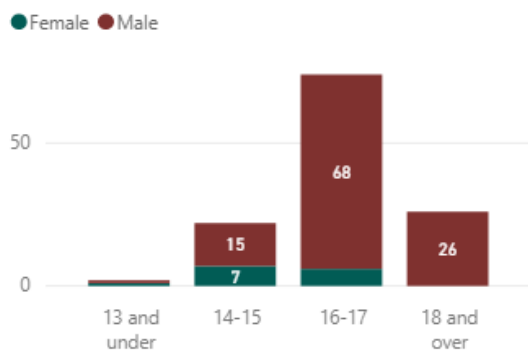
Juveniles by Facility or Detention Alternative

Juvenile Hall	47
Home Supervision	39
GPS Monitoring	24
Camp Sweeney	14
Total	124

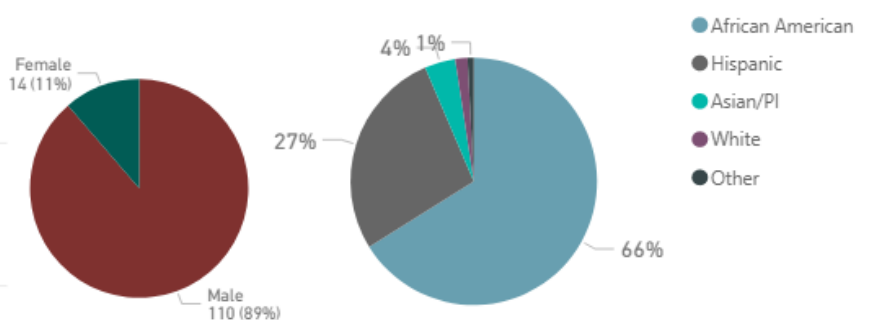
Consistent with state and national trends, there has been a significant decrease over recent years in the number of youth entering juvenile facilities as well as their length of stay. This is due to a number of recent juvenile justice reform efforts that are promoting the use of rehabilitation and diversion over punishment, as well as Department of Juvenile Justice Realignment and the decriminalization of commercially sexually exploited youth, which has reduced the likelihood that youth will enter the juvenile justice system through detention. As depicted, most of the youth supervised by this Division are on alternatives to detention in the community (51%): Home Supervision (31%) and GPS Monitoring (19%). Thirty-eight percent of youth in this division are incarcerated in the Juvenile Hall and 11 percent are in Camp Sweeney.

Client Demographics. The demographics of the Juvenile Facilities population are consistent with those trends of the other divisions – a significant majority of Juvenile Facilities clients (89%) are young men. Most (60%) are 16 or 17 years old. Additionally, most youth detained at the Juvenile Justice Center or Camp Sweeney or on alternatives to detention are African American (66%) or Hispanic (27%). Most detained youth or those on detention alternatives are returning to or live in the City of Oakland (56%) or Hayward (12%).

Age and Gender



Race



⁵ See Juvenile Facilities Data Dictionary (<https://data.acgov.org/>) for definitions of facility categories.